


JI PERMAPAN PIR

Insulated panels

MR039 / 0120



JORISIDE
THE STEEL FUTURE



Index

JI Permapan PIR _____	1
Description _____	2
Materials _____	3
A1. External weather sheet _____	3
A2. Internal liner sheet _____	3
A3. Insulation core _____	3
Performance _____	4
Certifications, Quality And Durability _____	5
Construction details _____	7



Joris Ide Ltd. is not responsible for printing errors and / or any differences between the images in this catalogue and the final product delivered. Joris Ide Ltd. reserves the right to modify the technical specifications at any time without prior notice.

JI Permapan PIR

Insulated panels (PIR core)

The Joris Ide group, more than 3 decades of experience, processes 300.000 tonnes of steel per year, has 17 production sites over 8 countries with the help of more than 1000 employees. Joris Ide, your dedicated partner.



Detail of the JI Permapan PIR



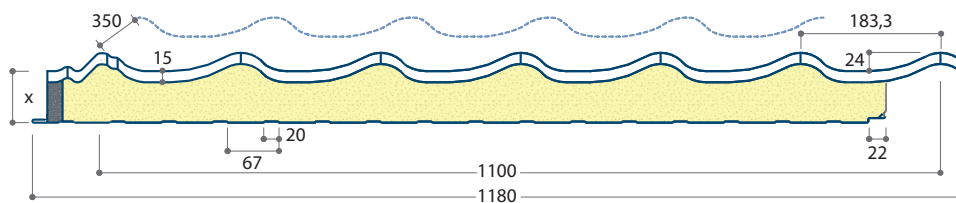

JI Permapan PIR directly mounted on structures



Rural usage

Description

The JI Permapan PIR is an insulated roof tile panel that combines classic aesthetics with the technology of high quality insulated PIR panels. The panel can be used for domestic, agricultural and commercial applications for roofs with a minimum pitch of 8° after deflection.



Weight and thermal performance

Core Thickness x (mm)	40	60	80	100
Overall thickness (mm)	64	84	104	124
U-value (W/m ² K)	0,52	0,35	0,27	0,22
Weight (kg/m ²)	11,92	12,72	13,52	14,32

U-values are calculated in accordance with the method required by Part L2 (England and Wales) Building Regulations and Section 6 (Scotland) Technical Handbooks

System key benefits

- Applicable as roof panel for renovations and new buildings.
- Easy handling, mounting and fitting.
- Composite panel allows a faster installation time than standard built-up systems.
- The JI Permapan PIR is CE-marked.
- Production facility is ISO 9001, ISO 14001 and ISO 18001 certified.
- High thermal performance PIR foam.
- Environmental sustainable PIR foam with zero ozone depletion and a low global warming potential.
- Inner sheet comes as standard in 15 µ Polyester with a RAL 9002 color.
- JI Permapan PIR is available in lengths up to 8,4 m. The minimum cut back is 100 mm.
- Matching single skin profiles in metal or polycarbonate are available.
- Wide range of colors and coatings available for top sheet according to your project (please consult our Colorflow)

Materials


A1. External weather sheet

Joris Ide offers one of the widest ranges in coatings and colors which can be defined per project and building requirements. Please consult our colorflow for detailed information.




HPS 200 Ultra® 200 μ

5 microns primer + 200 microns PVC coating + Scintilla® embossing



Grandemat 40 μ

15 microns primer + 25 microns top coat



A2. Internal liner sheet

Internal conditions of a building can vary; Joris Ide can offer a wide range to suit heavy duty environments such as humidity and ammoniac. Please consult our colorflow for detailed information.

- 15 μ Polyester RAL 9002 (standard)
- Others on demand

A3. Insulation core

Jl Permapan PIR insulated panels are made with a high thermal performance and environmental sustainable PIR foam with zero ozone depletion and a low global warming potential.

Performance

Environmental

The JI Permapan PIR achieves a Green Guide A+ rating as per the BRE Global 'The Green Guide to Specification', Element reference number 812550001 : Galvanised steel rafters and joists, composite profiled roof cladding (steel inner lining, pentane blown PUR/PIR insulation, coated steel outer skin). The production facility is ISO 14001 and BES 6001 certified.

Fire

The JI Permapan PIR has a B-s2, d0 fire classification according EN 13501

Seals

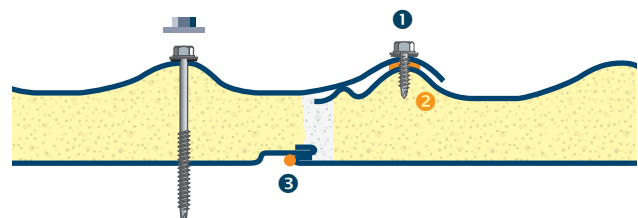
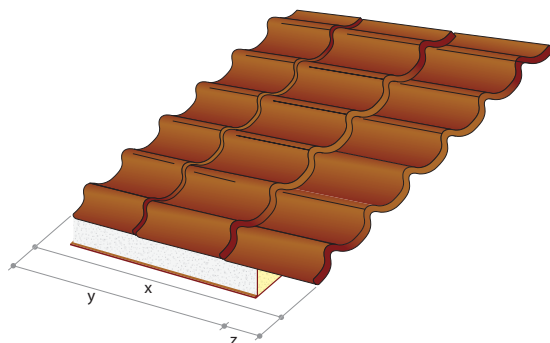
The JI Permapan PIR comes standard with a factory seal in the side lap. An additional swelling seal needs to be placed in the joint at site. Other seals might be applied on site depending on condition

Dimensions & tolerances

The outer sheet has a height of 24 mm and the length of one tile is 350 mm and the tiles are 183 mm wide. The useful width of the JI Permapan PIR is 1100 mm. Minimum cutback : 100 mm – Optional : 150 mm – 200 mm Minimum length is 2100 mm – Maximum length is 8400 mm Panels can be manufactured for placing right to left only.

Dimensions	Tolerances
Length < 3000 mm	± 5 mm
Length > 3000 mm	± 10 mm
Width (mm)	± 2 mm
Thickness (mm)	± 2 mm

Product tolerances according to EN 14509



x. Length

y. Insulation length

z. End lap

1. Stitching screw

2. Butyl strip

3. Sealant

Certifications, Quality And Durability

The JI Permapan PIR is assembled from high-quality raw materials which are selected by a detailed supply chain management and laboratory controls. The production facility is ISO 9001, ISO 14001, ISO 18001 and BES 6001 certified. The product quality standard is EN 14509. The JI Permapan PIR carries the product conformity according to the European legislation and therefore all packs are CE-marked and carry the Declaration of Performance.



Assessed to ISO 9001:2015



Assessed to ISO 14001:2015



Assessed to OHSAS 18001:2007



Assessed to BES 6001



Accessories

Joris Ide can supply accessories such as foam fillers, flashings, matching outer single skin sheets and integrated roof lights.

Maintenance composite panels

Joris Ide advises to do an annual inspection of the panels and to carry out any remedial work identified during inspection.

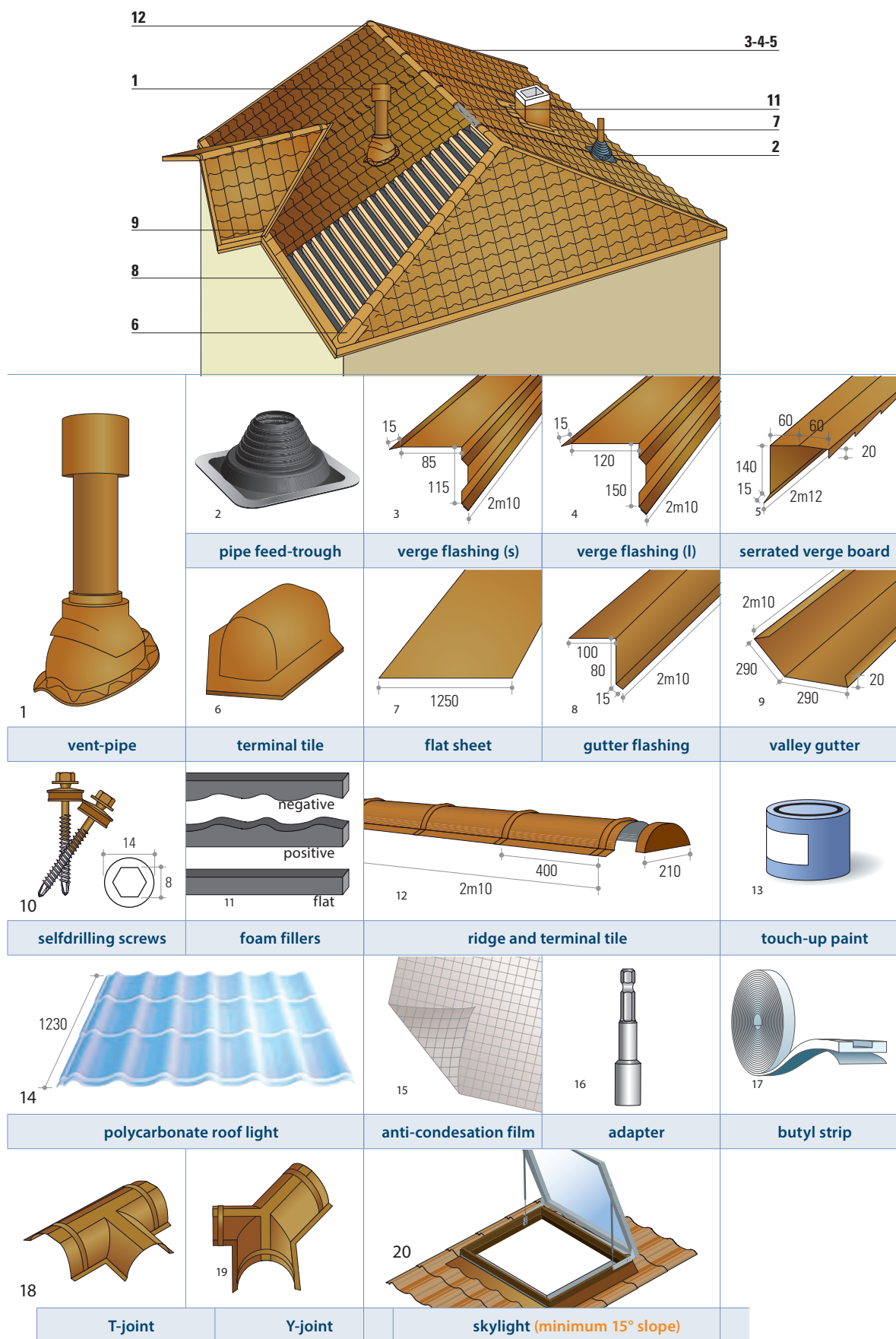
The maintenance & cleaning frequency is depending on the application environment and actual pollution conditions of the composite panel. Exterior used panels need to be cleaned at least one time per year. For interior used panels, the cleaning is depending on the actual pollution conditions.

The cleaning of building walls should be made from up to down manually or by suitable cleaning facilities. Please notice that any cleaner which includes corrosive material is forbidden to be used for the cleaning. Specific cleaning processes as follow:

- Use plenty of clear water to wash the panel's surface;
- Use soft cloth with dilute detergent to wipe the panel's surface softly;
- Use much clear water again to wash the stains off;
- Check the panel's surface and special cleaning with detergent is needed if some parts are still not clean;
- Use clear water to wash the panel's surface till all stains have been washed out.

Notice

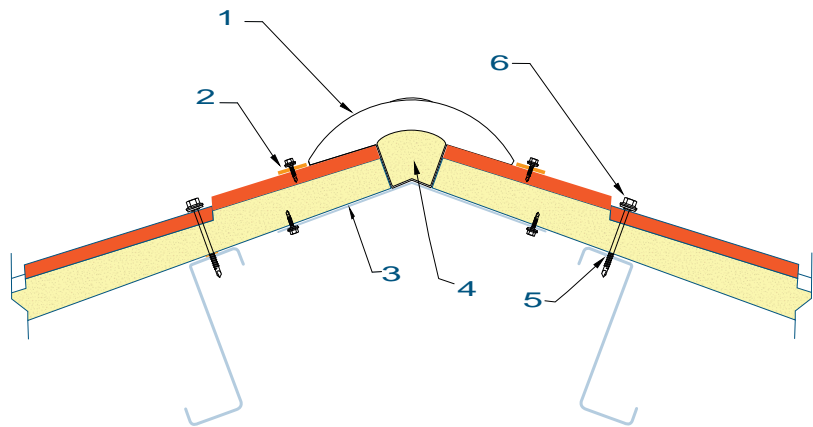
Please don't clean if the panel's surface is hot (over 40 °C) because too fast volatility of the water will do harm the coating. Please notice especially that suitable detergent should be chosen. Generally neutral detergent is OK. Please don't use strong alkaline detergent, such as potassium hydroxide, sodium hydroxide and also please don't use strong acid detergent, abrasive detergent and paint soluble detergent. We would suggest to clean a small part as an experiment before carrying out thorough cleaning of the whole project.



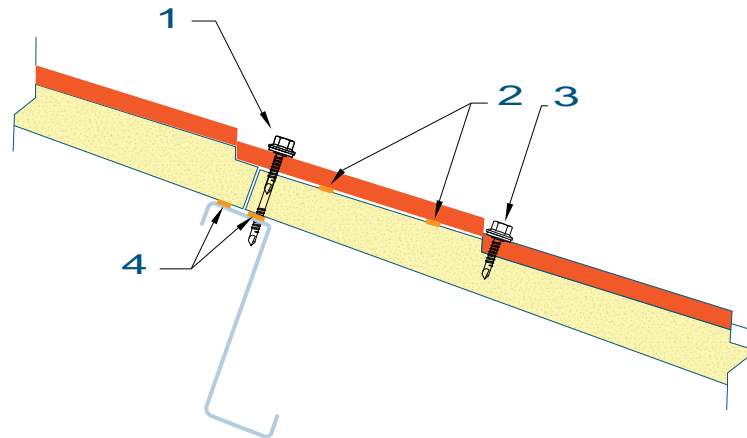
Construction details

Ridge detail

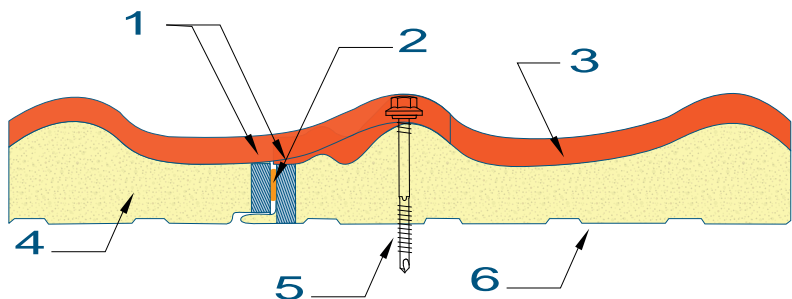
1. Profiled top ridge
2. Negative foam filler
3. Inner Ridge
4. Site applied insulation
5. Butyl tape
6. Prepainted screw with washer



1. Prepainted screw with washer
2. Butyl cord
3. Prepainted stitching screw with washer
4. Site-applied butyl tape



1. Factory applied joint
2. Site-applied swelling tape
3. Profiled steel sheet as roof tile
4. PIR core
5. Prepainted screw with washer
6. Inner sheet





Jl Permapan PIR used in a residential environment.



Accessories for roof tiles, standard and custom made.



Jl Permapan PIR used in a residential environment.



Jl Permapan PIR in renovation projects.



Jl Permapan PIR in renovation projects.



Perfect finishing with the JI Permapan PIR accessories.



JI Permapan PIR in commercial projects.



JI Permapan PIR in residential usage.



The JI Permapan PIR can be perfectly integrated during renovation projects.



The JI Permapan PIR can easily be integrated in rural environments.



Joris Ide Ltd.

A9, Elmbridge Court, Gloucester GL3 1JZ, United Kingdom
T +44 (0)1452 412 069 F +44 (0)1452 358 025 sales@joriside.co.uk

Joris Ide nv/sa

Hille 174, 8750 Zwevezele, Belgium
T +32 (0)51 61 07 77 F +32 (0) 5161 07 79 info@joriside.be