



**SEAMLESS
WATERPROOFING
SOLUTIONS**

***RAPIDDECK* BROCHURE**

LIQUID ROOFING SYSTEMS



ABOUT RAPIDDECK



RapidDeck is LRS' unique PMMA, high performance, rapid curing, cold liquid applied range of waterproofing range. With a typical curing time of 20 minutes our Rapid Range of products are suitable for year round application. Applied by brush or roller, RapidDeck is one of the fastest and most cost effective waterproofing options for both commercial and residential projects.

With over 200% elasticity RapidDeck is tough, yet flexible enough to deal with most roof movement, unlike rigid systems. The RapidDeck range comes with our manufacture's product guarantee of 10 years, is UV stable and typically cures within 20 minutes.

RapidDeck is ideal for domestic projects or small industrial roofs and is available with an Anti-Skid finish for designated walkways, balconies or as a standalone waterproofing system, in grey as standard or black if required (please call for other colour requirements, subject to minimum orders).

RapidDeck is designed so that it can be applied directly onto most surfaces without the need for primer. This means that it can be incorporated into the building of a new roof; applied onto OSB3 boards. Alternatively used to overcoat existing old or failed membranes including; felt, asphalt, metal, GRP etc, eliminating the need for stripping the roof and disturbing the substrate, saving time and money whilst limiting disruption on site.

RapidDeck is a 2-component system which is simple to apply and due to its liquid application and versatility to adhere to most surfaces RapidDeck will self terminate, in most cases eliminating the requirement for flashings, new trims and expensive detailing.

It's fully bonded application prevents tracking of water and its seamless finish eliminates the risk inherent in jointed systems.


Unlike most liquid applied systems, RapidDeck is designed to be applied without a reinforcement carrier which makes it more simple, faster and less complicated to apply, creating a smoother finish without voids or tenting.

Cold weather application - designed to cure down to 0°C RapidDeck allows application even during the coldest of weather.

Suitable for application on to: OSB3 Roofing Boards, Old Felt, Asphalt, Concrete, Metal, Old Fibre Glass and compatible with standard GRP trims.



TECHNICAL DATA SHEET



USES:

RapidDeck is designed so that it can be applied directly onto most surfaces without the need for primer. This means that it can be incorporated into the building of a new roof; applied onto OSB3 boards.

Alternatively used to overcoat existing old or failed membranes including; felt, asphalt, metal, GRP etc, eliminating the need for stripping the roof and disturbing the substrate, saving time and money whilst limiting disruption on site.

MIXING THE CATALYST:

It is advised that all products are mixed using a paddle mixer where available, or with similar apparatus. Ensure all products are mixed thoroughly to ensure even curing.

Typically, 1 minute of mixing is sufficient. All products within the RapidDeck range are two-part, base product and catalyst. Once catalyzed (catalyst mixed into the base product) you will have up to 20 minutes in which to apply the product to the required area or application.

It is advised to always decant only the amount of product that can be applied within 10 minutes to avoid unnecessary wastage and avoid shortage of product. When applying the product, it is advisable to pour directly onto the surface to avoid any accelerated curing that can occur from excess heat generated within the tin by the catalysing process.

CATALYST RATIO:

Equates to 2% of the main product, 20g of catalyst to every 1kg of product.

PRODUCT VOLUME	CATALYST
1kg	20g
5kg	100g
10kg	200g

PHYSICAL PROPERTIES & SPECIFICATIONS

Colour:	Grey or Black
Ral:	7031
Flash point:	10°C
Ignition temp:	275°C
Elongation:	200%
Cure time:	Approx. 20 mins
Surface temp:	0°C - 40°C
Vapor pressure at 20°C:	38.7 hPa
Density at 20°C:	1.6g / cm ³



DETAILING

APPLICATION PROCESS



BASECOAT

APPLICATION:

Once the surface is cleaned and fully prepared RapidDeck can be applied using a brush or short piled roller. Application surface temperatures must be between 0°C and 40°C. RapidDeck should always be applied in 2 coats. All joints / vulnerable areas need to be reinforced using LRS detailing Primer and LRS Joint Tape. Once cured apply 2 coats of RapidDeck.

CLEANING THE SUBSTRATE:

The best method to ensure the surface is clean from loose dirt, dust and natural growth would be a power washer, we recommend a minimum of 2000psi power washer.

If a pressure washer is not possible, the contractor must deem the most appropriate method of cleaning that achieves a similar clean to that of a 2000psi pressure wash.

A clean surface is critical for a successful bond of the RapidDeck, if the surface is dirty or dusty the RapidDeck will only bond to this rather than the substrate it is intended for.

FULLY PREPARED SUBSTRATE:

Ensure the substrate is fully prepared before applying any Detailing Primer or RapidDeck Waterproof. All Joints that are over 3mm will need to be filled using RapidDeck Crack & Joint Filler or LRS PU Mastic.

If these joints are not filled this could lead to pinholes within the waterproofing membrane.

All brickwork / screed should be checked for cracks and damage, then repaired where necessary. Any repairs made using concrete will need to be completely dry which is typically 28 days.

DETAILING:

All details must be completed first before the start of the main waterproofing application.

Upstand details should be detailed up a minimum of 150mm where possible. Any details that do not meet the 150mm height requirement would need to be terminated either using a termination bar or LRS PU Mastic.

All Joints / vulnerable areas should be reinforced using Detailing Primer and Joint Tape.

Detailing Primer should be applied over the joint at a coverage rate of 0.3kg per m² and immediately lay the joint tape into the wet primer, with a loaded roller fully saturate the joint tape and ensure this is embedded to remove any pinholes within the tape.

SNAGGING:

Once the detailing is complete the roof should be snagged to remove any wicks created in the detailing stage of the application. This can be done by lightly sanding the wick to remove it with 80 grit sandpaper or similar.

RAPIDDECK BASECOAT:

On completion of the snagging the RapidDeck should be applied over the main roof area.

This can be done in 1 coat at a coverage rate of 1.5kg per m² using a 9" short piled roller.

Ensure the RapidDeck tins are gridded out over the roof area so the RapidDeck is applied at the correct coverage rate.

RAPIDDECK ANTI-SKID:

RapidDeck Anti-Skid should be applied at a coverage rate of 1kg per m² over the completed RapidDeck Waterproof or as a stand-alone Anti-Skid. If on its own the surface must be fully primed, before the application of Anti-Skid.

Between 3-10 minutes or just before the Anti-Skid is cured the Anti-Skid should be back rolled with a dry roller to agitate the aggregate to provide the Anti-Skid finish, leaving the aggregate proud of the surface and not smooth.

PACKAGING:

Detailing Primer – 1.5kg, 3kg, 5kg

RapidDeck Waterproof - 5kg, 7.5kg, 10kg

Anti-Skid – 5kg, 10kg

Joint Tape – 100mm x 25lm 100mm x 180m

CAUTION:

Do not use near open flame. Avoid breathing in fumes and prolonged contact with skin. Do not take internally. If swallowed, do not induce vomiting.

Call a doctor immediately. Keep out of reach of children.

Coating must be dry before exposure to water. Store in a heated room and keep container covered when not in use.

Do not thin. Dispose of in an environmentally safe manner. Cover air intakes during application and while drying.



TOPCOAT

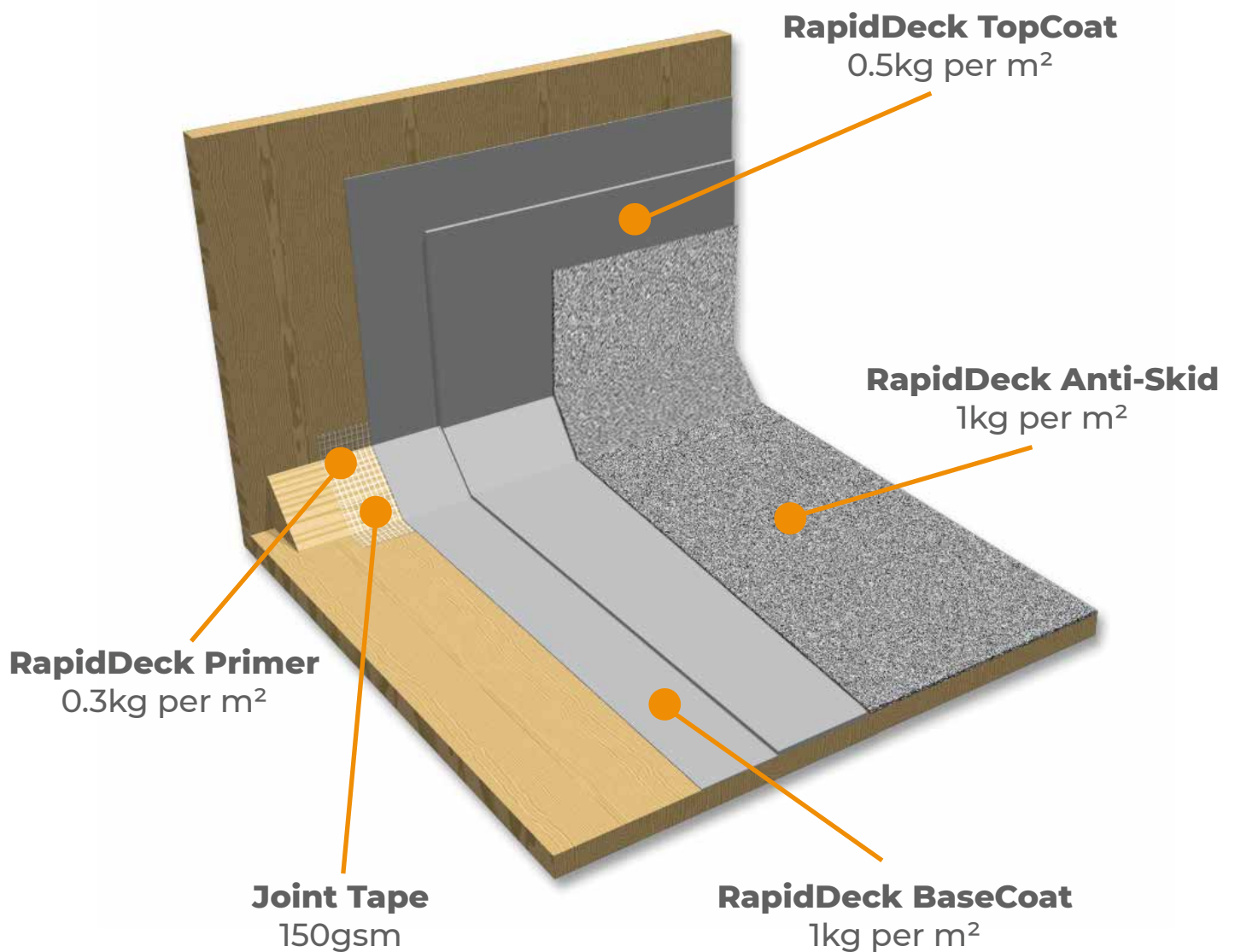


APPLICATION PROCESS



ANTI-SKID

TYPICAL RAPIDDECK BUILD-UP



*Primer maybe required on some surfaces

BENEFITS



Circa 20 Minute Cure



Cures down to 0°C



Fully Flexible



Tough



Seamless





Fully Bonded

TECHNICAL STATISTICS

Dry film thickness:	1.5mm - 2mm
Application rate:	1.5kg /2kg m ²
Cure time:	20 minutes
Fire test:	AC
Application temperature:	0°C - 40°C
Specific gravity:	1.65g/cm ³
Load Strength:	150N
Elongation:	200%

SUITABLE SURFACES (Detailing Primer required)

		
Concrete	Fully prime ✓	Fully prime ✓
Old Felt	Prime joints ✓	Fully prime ✓
Asphalt	Prime joints ✓	Fully prime ✓
OSB3	Prime joints ✓	Fully prime ✓
Metal	Prime joints ✓	Fully prime ✓
Old fibre glass	Prime joints ✓	Fully prime ✓
Standard GRP trims	Prime joints ✓	Fully prime ✓

PRODUCT RANGE TABLE

PRODUCT	SIZE	CODE	COLOUR
Detailing Primer	1.5kg	RRGP1.5	Clear
Detailing Primer	3kg	RRGP3	Clear
Detailing Primer	5kg	RRGP5	Clear
Waterproof	5kg	RRWP5	Black & Grey
Waterproof	7.5kg	RRWP7.5	Black & Grey
Waterproof	10kg	RRWP10	Black & Grey
Anti-Skid	5kg	RRAS5	Black & Grey
Anti-Skid	10kg	RRAS10	Black & Grey
Joint Tape	100mm x 25m	RRWJT100	White
Chopped Strand Matting	1m x 180lm	RRCSM1	White
Waterproof Kit	5m ²	RRWPKIT5	Black & Grey
Waterproof Kit	10m ²	RRWPKIT10	Black & Grey
Waterproof Kit	20m ²	RRWPKIT20	Black & Grey
Anti-Skid Kit	5m ²	RRASKIT5	Black & Grey
Anti-Skid Kit	10m ²	RRASKIT10	Black & Grey
Anti-Skid Kit	20m ²	RRASKIT20	Black & Grey
Waterproof & Anti-Skid Kit	5m ²	RRWPASKIT5	Black & Grey
Waterproof & Anti-Skid Kit	10m ²	RRWPASKIT10	Black & Grey
Waterproof & Anti-Skid Kit	20m ²	RRWPASKIT20	Black & Grey
Ponding Filler Kit	17kg	RRPF17	N/A
Crack & Joint Filler	10kg	RRCJF10	White
Catalyst	200g	RRC10	White

TRAINING

BECOME A LRS APPROVED CONTRACTOR

As a member of both NFRC and LRWA we are passionate about roofing standards and ensuring roofing contractors are fully trained on our systems so that projects are completed quickly and effectively. Whilst our systems are designed to be comprehensive to apply and do not require application by an approved contractor, in order to get the best performance and benefit from extended guarantees we offer approved contractor status on all our systems.

APPROVED CONTRACTOR STATUS

As an approved member of Competent Roofing, we run approved contractor training schemes on all our systems which qualify for the practical section of the Competent Roofer scheme. We also offer contractors full support and a preferred contractor list to building owners.

APPROVED CONTRACTOR BENEFITS

As an approved contractor you will receive exclusive access to our Pro Systems across all our ranges including RapidRoof Pro, Fastcoat Pro, Liquid Rubber Pro and Elasto-kote Pro. These are the third-party accredited systems which offer BBA, BDA, FM and NHBC accepted applications for New Build. You will also be able to offer extended guarantees up to 25 years instead of our standard 10 year options.

1 DAY TRAINING COURSE

Our approved contractor training is a comprehensive 1-day programme which is highly recommended for both experienced liquid applicators and contractors new to liquid applied systems, as it provides valuable time saving tips and essential techniques. You will then be added to the LRS Approved contractor database and issued full LRS Certification.

OUR FUTURE TRAINING DATES

All training courses are run in our dedicated training centre where you will receive practical hands on training. To view our up and coming course dates visit our Facebook or contact us on **01948 841 877**.

PRO RANGE

Our Products are available from all good independent roofing merchants nationwide. We have a full technical team on hand to discuss all enquiries on **01948 841 877**. If your project requires specifications and pricing, then get in touch with the team.



**BECOME AN
APPROVED
CONTRACTOR**





TECHNICAL AND GUARANTEES



TECHNICAL

At the heart of everything that LRS does it is our dedication to product performance and technical excellence. We believe that liquid waterproofing provides the best solutions for flat and pitched roof applications.

We are dedicated to continually improving the quality of both our products and our service. We have a dedicated technical support team, supported by field based technical managers who can provide site specific specifications, telephone or onsite support.

Our downloadable product data sheets, application guides and certifications can be found on our website

www.lrs-systems.co.uk.

Further information about specific technical data can also be made available upon request by contacting our technical team who will be happy to help and can email the required information.

For site specific specifications please contact the technical team on **01948 841 877**, select option 1 or email

technical@lrs-systems.co.uk

GUARANTEES AND TESTING

Our systems are tested to the highest standards to ensure they are fit for purpose and deliver exceptional performance.

We only manufacture and distribute high performance materials and as such all our systems come with a 10 year guarantee as standard, with our Pro ranges offering extended guarantees of up to 25 years

Our products are third party accredited by the largest testing houses in Europe and the United states including BBA, BDA and Factory Mutual. Our production processes are externally audited to ensure complete quality control.

We continually test our products to the latest standards and whilst our testing certificates are available on our website our technical team are on hand to deal with specific test enquiries.

For further information visit **www.lrs-systems.co.uk** or call our team on **01948 841 877**

LIQUID ROOFING SYSTEMS

📍 Prees Green, Whitchurch, SY13 2BN

☎ 01948 841 877

🏢 01948 841 854

✉ enquiries@lrs-systems.co.uk

🌐 www.lrs-systems.co.uk

