




# **RAPIDGUTTER**

**COLD APPLIED PMMA LIQUID SYSTEM**



# ABOUT RAPIDGUTTER



RapidGutter is LRS' unique, high performance, PMMA gutter coating system. As part of our Rapid Range of systems, RapidGutter also benefits from a typical cure time of 20 minutes and is suitable for year round application. Applied by brush or roller, RapidGutter is one of the fastest and most cost effective waterproofing options for high risk leak areas.

With over 200% elasticity RapidGutter is tough, yet flexible enough to deal with most structural movement, unlike rigid systems.

RapidGutter is ideal for large commercial projects as well as small industrial projects and is available in grey as standard or black if required (please call for other colour requirements, subject to minimum orders).

RapidGutter is designed so that it can be applied directly onto most surfaces without the need for primer.

RapidGutter is a 2-component system which is simple to apply due to its liquid application and versatility to adhere to most surfaces. RapidGutter will self terminate, in most cases eliminating the requirement for flashings, new trims and expensive detailing.

It's fully bonded application prevents tracking of water and its seamless finish eliminates the risk inherent in jointed systems.

Unlike most liquid applied systems, RapidGutter is designed to be applied without a reinforcement carrier which makes it more simple, faster and less complicated to apply, creating a smoother finish without voids or tenting.

Cold weather application - designed to cure down to 0°C RapidGutter allows application even during the coldest of weather.

# RAPIDGUTTER 10 & 15 YEAR BUILD-UPS

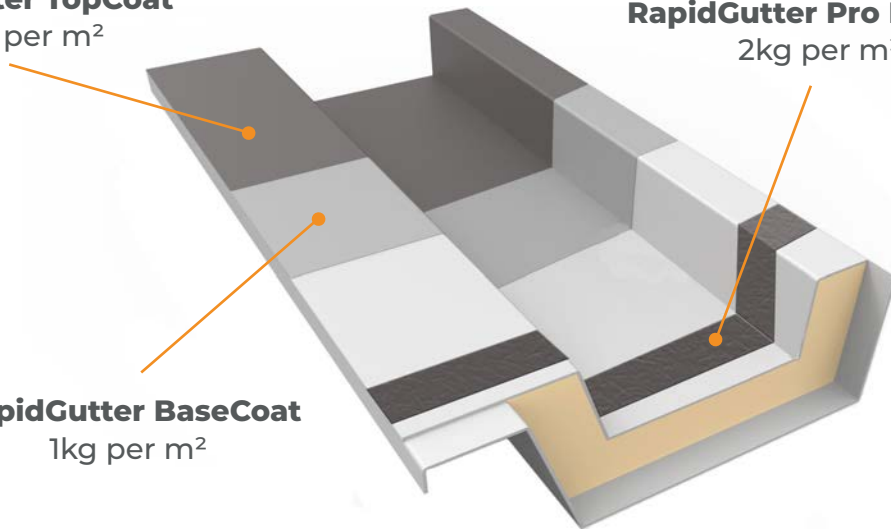


## TYPICAL 10 YEAR BUILD-UP

**RapidGutter TopCoat**  
0.5kg per m<sup>2</sup>

**RapidGutter Pro Detailer**  
2kg per m<sup>2</sup>

**RapidGutter BaseCoat**  
1kg per m<sup>2</sup>

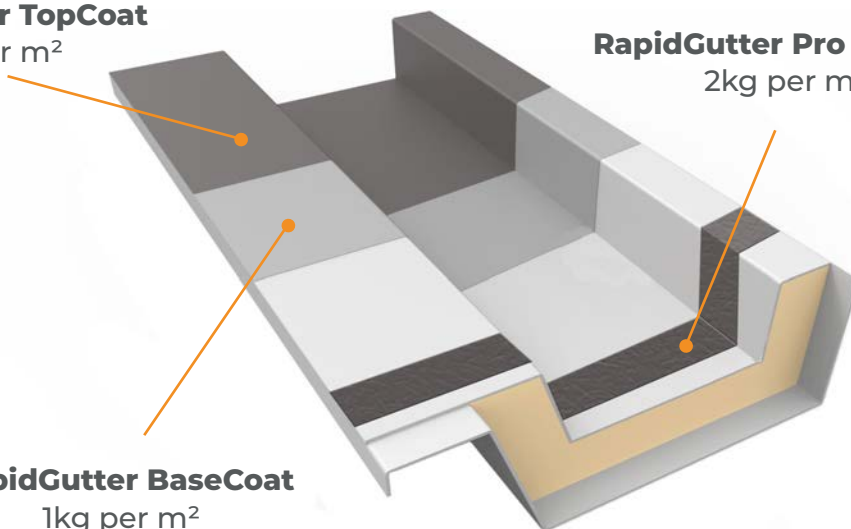


## TYPICAL 15 YEAR BUILD-UP

**RapidGutter TopCoat**  
1kg per m<sup>2</sup>

**RapidGutter Pro Detailer**  
2kg per m<sup>2</sup>

**RapidGutter BaseCoat**  
1kg per m<sup>2</sup>





## APPLICATION PROCESS



### **APPLICATION:**

Once the surface is cleaned and fully prepared RapidGutter can be applied using a brush or short piled roller.

Application surface temperatures must be between 0°C and 40°C. RapidGutter should always be applied in 2 coats. All joints / vulnerable areas need to be reinforced using LRS Pro Detailer. Once cured apply 2 coats of RapidGutter.

### **CLEANING THE SUBSTRATE:**

The best method to ensure the surface is clean from loose dirt, dust and natural growth would be a power washer, we recommend a minimum of 2000psi power washer.

If a pressure washer is not possible, the contractor must deem the most appropriate method of cleaning that achieves a similar clean to that of a 2000psi pressure wash.

A clean surface is critical for a successful bond of the RapidGutter, if the surface is dirty or dusty the RapidGutter will only bond to this rather than the substrate it is intended for.

### **FULLY PREPARED SUBSTRATE:**

Ensure the substrate is fully prepared before applying any Pro Detailer or RapidGutter Waterproof. All joints that are over 3mm will need to be filled using LRS PU mastic, only joints over 0.5mm should be filled using LRS Crack & Joint Filler. If these joints are not filled this could lead to pinholes within the waterproofing membrane.

All brickwork / screed should be checked for cracks and damages, then repaired where necessary. Any repairs made using concrete will need to be completely dry, typically 28 days

### **DETAILING:**

All details must be completed first before the start of the main waterproofing application.

Upstand details should be detailed up a minimum of 150mm where possible. Any details that do not meet the 150mm height requirement would need to be terminated either using a termination bar or LRS PU Mastic.

All joints / vulnerable areas should be reinforced using Pro Detailer.

Pro Detailer should be applied over the joint to fully encapsulate the fixings and joints at 150mm wide strip.

3kg = 10 joints @ 1m x 0.15m.

## SNAGGING:

Once the detailing is complete the gutter should be snagged to remove any wicks and debris created in the detailing stage of the application. This can be done by lightly sanding the wick to remove it with 80 grit sandpaper or similar.

## RAPIDGUTTER BASECOAT:

On completion of the snagging the RapidGutter should be applied over the main area.

This must be done in 2 coats, first coat of RapidGutter should be applied at a coverage rate of 1kg per m<sup>2</sup> using a 9" short piled roller.

Ensure the RapidGutter tins are gridded out over the gutter area so the RapidGutter is applied at the correct coverage rate.

## RAPIDGUTTER TOPCOAT:

RapidGutter TopCoat should be applied at a coverage rate of 0.5kg per m<sup>2</sup> (10 year system), or 1kg (15 year system), ensure the tins are gridded out to achieve the correct coverage rate. We recommend to cross roll where possible to ensure the TopCoat is applied evenly across the area.

## PACKAGING:

RapidRoof Pro Detailer - 3kg  
RapidGutter Waterproof - 5kg, 7.5kg, 10kg  
Crack & Joint Filler - 10kg  
LRS PU Mastic - 600ml

## CAUTION:

Do not use near open flame. Avoid breathing in fumes and prolonged contact with skin. Do not take internally. If swallowed, do not induce vomiting.

Call a doctor immediately. Keep out of reach of children. Coating must be dry before exposure to water. Store in a heated room and keep container covered when not in use. Do not thin. Dispose of in an environmentally safe manner. Cover air intakes during application and while drying.



# APPLICATION PROCESS



# TECHNICAL DATA SHEET



## USES:

RapidGutter is designed so that it can be applied directly onto most surfaces without the need for primer. Concrete, brickwork and single-ply will need to be fully primed.

Used to overcoat existing old or failed membranes including; felt, asphalt, metal, GRP etc, eliminating the need for stripping the gutter and disturbing the substrate, saving time and money whilst limiting disruption on site.

## MIXING THE CATALYST:

It is advised that all products are mixed using a paddle mixer where available, or with similar apparatus. Ensure all products are mixed thoroughly to ensure even curing.

Typically, 1 minute of mixing is sufficient. All products within the RapidGutter range are two-part, base product and catalyst. Once catalyzed (catalyst mixed into the base product) you will have up to 20 minutes in which to apply the product to the required area or application.

It is advised to always decant only the amount of product that can be applied within 10 minutes to avoid unnecessary wastage and avoid shortage of product. When applying the product, it is advisable to pour directly onto the surface to avoid any accelerated curing that can occur from excess heat generated within the tin by the catalysing process.

## CATALYST RATIO:

Equates to 2% of the main product, 20g of catalyst to every 1kg of product.

PRODUCT VOLUME	CATALYST
1kg	20g
5kg	100g
10kg	200g

## PHYSICAL PROPERTIES & SPECIFICATIONS

Colour:	Grey or Black
Ral:	7031
Flash point:	10°C
Ignition temp:	275°C
Elongation:	200%
Cure time:	Approx. 20 mins
Surface temp:	0°C - 40°C
Vapor pressure at 20°C:	38.7 hPa
Density at 20°C:	1.6g / cm <sup>3</sup>

**READ SAFETY DATA SHEETS BEFORE USING THIS PRODUCT**

## BENEFITS



**Circa 20 Minute Cure**



**Cures down to 0°C**



**Fully Flexible**



**Tough**



**Seamless**



**Fully Bonded**

## TECHNICAL STATISTICS

Dry film thickness:	1.5mm - 2mm
Application rate:	1.5kg / 2kg per m <sup>2</sup>
Cure time:	20 minutes
Fire test:	AC
Application temperature:	0°C - 40°C
Specific gravity:	1.65g / cm <sup>3</sup>
Load Strength:	150N
Elongation:	200%

## PRODUCT RANGE TABLE

PRODUCT	SIZE	CODE	COLOUR
Detailing Primer	1.5kg	RRGP1.5	Clear
Detailing Primer	3kg	RRGP3	Clear
Detailing Primer	5kg	RRGP5	Clear
Waterproof	5kg	RRWP5	Black & Grey
Waterproof	7.5kg	RRWP7.5	Black & Grey
Waterproof	10kg	RRWP10	Black & Grey
Anti-Skid	5kg	RRAS5	Black & Grey
Anti-Skid	10kg	RRAS10	Black & Grey
Joint Tape	100mm x 25m	RRWJT100	White
Chopped Strand Matting	1m x 180lm	RRCSM1	White
Waterproof Kit	5m <sup>2</sup>	RRWPKIT5	Black & Grey
Waterproof Kit	10m <sup>2</sup>	RRWPKIT10	Black & Grey
Waterproof Kit	20m <sup>2</sup>	RRWPKIT20	Black & Grey
Anti-Skid Kit	5m <sup>2</sup>	RRASKIT5	Black & Grey
Anti-Skid Kit	10m <sup>2</sup>	RRASKIT10	Black & Grey
Anti-Skid Kit	20m <sup>2</sup>	RRASKIT20	Black & Grey
Waterproof & Anti-Skid Kit	5m <sup>2</sup>	RRWPASKIT5	Black & Grey
Waterproof & Anti-Skid Kit	10m <sup>2</sup>	RRWPASKIT10	Black & Grey
Waterproof & Anti-Skid Kit	20m <sup>2</sup>	RRWPASKIT20	Black & Grey
Ponding Filler Kit	17kg	RRPF17	Grey
Crack & Joint Filler	10kg	RRCJF10	White
Catalyst	200g	RRC10	White
RapidGutter Detailer	3kg	RRPR03	Grey
RapidGutter Pro Detailer	5kg	RRPR05	Grey

**Note:** The information contained in this sheet is accurate to the best of our current knowledge. The products are of the highest quality and standard with regard to production tolerances. This product shall be applied strictly in accordance with the manufacturer's instructions. For specific advice regarding any aspect of our systems please consult our technical team.

# TRAINING

## BECOME AN LRS APPROVED CONTRACTOR

As a member of LRWA and NRFC, we are passionate about waterproofing standards and ensuring contractors are fully trained on our systems so that projects are completed quickly and effectively.

Whilst our systems are designed to be comprehensive to apply and do not require application by an approved contractor, in order to get the best performance and benefit from extended guarantees we offer approved contractor status on all our systems.

## APPROVED CONTRACTOR STATUS

LRS run approved contractor training schemes on all our systems. We also offer contractors full support and a preferred contractor list to building owners.

As an approved contractor you will receive exclusive access to our Pro systems across all our ranges including RapidRoof Pro, RapidGutter Pro, RapidDeck Pro, FastCoat Pro and Elasto-Kote Pro. These are third-party accredited systems which offer BBA, BDA, FM and NHBC accepted applications for new build.

## 1 DAY TRAINING COURSE

Our approved contractor training is a comprehensive 1-day programme which is highly recommended for both experienced liquid applicators and contractors new to liquid applied systems, as it provides valuable time saving tips and essential techniques.

# TECHNICAL

At the heart of everything that LRS does it is our dedication to product performance and technical excellence. We believe that liquid waterproofing provides the best solutions for flat and pitched roofs, gutters, tanking, balconies & car parks.

We are committed to continually improving the quality of both our products and our service. We have a dedicated technical support team, supported by field based technical managers who can provide site specific specifications, telephone or onsite support.

Our downloadable product data sheets, application guides and certifications can be found on our website [www.lrs-systems.co.uk](http://www.lrs-systems.co.uk).

Further information about specific technical data can also be made available upon request by contacting our technical team who will be happy to help and can email the required information. For site specific specifications please contact the technical team on **01948 841 877**, select option 1 or email [technical@lrs-systems.co.uk](mailto:technical@lrs-systems.co.uk).



**BECOME AN  
APPROVED  
CONTRACTOR**







# TECHNICAL AND GUARANTEES



## GUARANTEES AND TESTING

Our systems are tested to the highest standards to ensure they are fit for purpose and deliver exceptional performance.


We only manufacture and distribute high performance materials and as such all our systems come with a 10 year guarantee as standard, with our pro ranges offering extended guarantees of up to 25 years.

Our products are third party accredited by the largest testing houses in Europe and the United States including BBA, BDA and Factory Mutual. Our production processes are externally audited to ensure complete quality control.

We continually test our products to the latest standards and whilst our testing certificates are available on our website our technical team are on hand to deal with specific test enquiries.

For further information visit [www.lrs-systems.co.uk](http://www.lrs-systems.co.uk) or call our team on **01948 841 877**.

PRODUCT GUARANTEES BREAKDOWN	
	10 year guarantee
	Up to 20 years guarantee
	10 year guarantee
	15 year guarantee
	10 year guarantee
	Up to 20 years guarantee
	10 year guarantee
	10 year guarantee
	Up to 25 years guarantee
ELASTO-KOTE.	10 year guarantee
ELASTO-KOTE <b>PRO</b> .	Up to 20 years guarantee



## **Gordian Building Solutions**

📍 1 Gerrard Place, Skelmersdale, Lancashire, WN8 9SU

☎ 01695 667515

✉ enquiries@gordianbuildingsolutions.com

🌐 [www.gordianbuildingsolutions.com](http://www.gordianbuildingsolutions.com)



**Gordian**  
Building Solutions